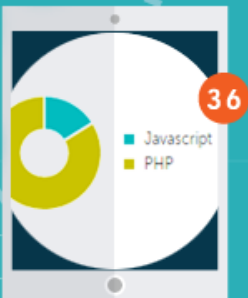


# kiuwan ENTERPRISE SOFTWARE ANALYTICS.



# THE BASICS

- Enterprise software analytics solution
- Cloud based collaborative environment
- Objective information for all the stakeholders in the ALM
- Support for more than 20 technologies
- Completely integrated with enterprise ALM processes
- Subscription based
- Minimal Total Cost of Ownership



## YOUR COMPANY DOES INHOUSE DEVELOPMENT

Kiuwan **will help you to:**

- Comply with internal policies and functional requirements.
- Reduce development and maintenance cost.
- Be efficient: do more with less.
- Manage broad application portfolios.
- Reduce development to production time.



## YOUR COMPANY DOES OUTSOURCED DEVELOPMENT

Kiuwan **will help you to:**

- Manage distributed providers.
- Define SLAs, certify delivered software according to functional requirements.
- Internal policies and performance.
- Have objective information to evaluate providers.

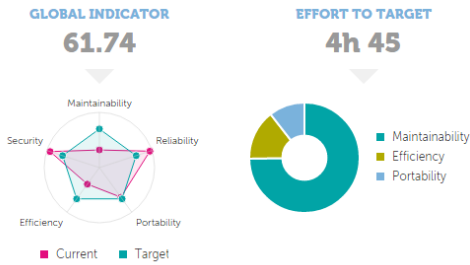


## YOUR COMPANY IS A SOFTWARE FACTORY

Kiuwan **will help you to:**

- Control activity and productivity of distributed teams.
- Comply with standards, reduce development and maintenance cost.
- Be efficient: do more with less.

# SOFTWARE ANALYTICS FOR THE ENTERPRISE



## SOFTWARE ANALYTICS ARE JUST THE BEGINNING

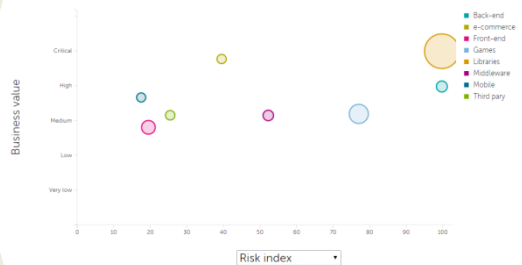
Elevate software analytics to a higher level: let Kiuwan discover your risks, find your software vulnerabilities & security flaws and measure your technical debt.

Then, use Kiuwan to manage your software providers and other workflow agents.

## GOVERN YOUR APPS PORTFOLIO TO MAKE INFORMED DECISIONS

Every company's needs are specific and its goals unique: succeed by grouping your apps in portfolios that intelligently reflect your business & IT structures. If your perspective works for you, it'll work for Kiuwan!

Make informed decisions to minimize your costs and shorten your time to market.



Provider  From 2015/07/15 To 2015/10/15

Provider	Lines of code	Risk index	Global indicator	Effort to target
Spain factory	+2,051	-6.02	+1.39	+13h 06
South Africa	0	0	0	00m
Singapore	0	0	0	00m
Unassigned	+135,481	+1.86	-12.42	+48,755h
Mels factory	0	0	0	00m
China factory	0	-4.89	+3.24	-40h 05
Chile Factory	+83	+70.07	-0.25	+35,816h

## MANAGE YOUR SOFTWARE PROVIDERS

Kiuwan is now ready to become the means for a global enterprise providers control service.

Start controlling your providers' deliveries, SLAs, deadlines and accumulated technical debt. You'll be able to make high level decisions beyond mere intuition.

## ... & CONTROL THEIR DELIVERIES

Kiuwan allows you to organize and manage your software providers' deliveries and properly control their quality, achieved goals & time frames.

Kiuwan keeps adding enterprise capabilities for CIOs, Security / QA managers and Outsourcing Management Offices.

Rows	Provider	Columns	Application Type	Metric	Risk index		
			Back-end	e-commerce	Front-end	Games	Libraries
	Chile Factory		100	43.98	100	-	0.03
	China factory		-	9.81	5.01	95.11	-
	Mels factory		100	30.16	20.3	96.99	99.8
	Singapore		-	99.66	-	56.07	9.53
	South Africa		-	-	56.3	95.18	100
	Spain factory		97.67	-	-	-	100



## SIMULATE "WHAT IF" SCENARIOS & CREATE REAL ACTION PLANS

What would happen if you invest a given amount of effort to fix problems? Create automatic or manual action plans that will show you what to do to reach that goal.

Assign action plans to your software providers or internal teams and track their progress so your development efforts become a success story.

THEY ALREADY  
TRUST US:



SIEMENS



MORE AT [KIUWAN.COM](https://kiuwan.com)

WRITE US AT [JELLYFISH@KIUWAN.COM](mailto:JELLYFISH@KIUWAN.COM)  
CALL US AT +1 904 436 1501 (FL, USA)  
FOLLOW AS AT [@KIUWANJELLY](https://twitter.com/KIUWANJELLY)  
BECOME A PARTNER [PARTNERS@KIUWAN.COM](mailto:PARTNERS@KIUWAN.COM)

